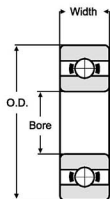


## Metric Miniature Series

Chrome steel miniature bearings for radial loads and moderate thrust loads in both directions



CHROME STEEL AISI52100 / GCr15

Dimensions in mm unless otherwise specified

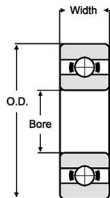
Bore	O.D.	Open Bearing		Shielded & Sealed Bearing			Max Load (kgf)		Rpm ** (x1000)
		Width	CLI Bearing No.	Width	CLI Shielded Bearing No.	CLI Sealed * Bearing No. **	Dyn	Stat	
1.5	4	1.2	681X	2.0	681XZZ		11	3	120
	5	2.0	691X	2.6	691XZZ		24	7	100
	6	2.5	601X	3.0	601XZZ		33	10	90
2	5	1.5	682	2.3	682ZZ		17	5	100
	5	2.0	MR52	2.5	MR52ZZ		17	5	100
	6			2.3	692ZZW23		33	10	75
	6	2.3	692	3.0	692ZZ		33	10	90
	6	2.5	MR62	2.5	MR62ZZ		33	10	90
	7	2.5	MR72	3.0	MR72ZZ		38	13	75
2.5	7	2.8	602	3.5	602ZZ		38	13	71
	6	1.8	682X	2.6	682XZZ		21	7	80
	7	2.5	692X	3.5	692XZZ		39	13	75
	8			2.8	602XZZW28		55	18	59
3	8	2.8	602X	4.0	602XZZ		55	18	69
	6	2.0	MR63	2.5	MR63ZZ		21	7	80
	7	2.0	683	3.0	683ZZ	683-2RS	31	11	75
	8	2.5	MR83	3.0	MR83ZZ		40	14	67
	8	3.0	693	4.0	693ZZ	693-2RS	55	18	67
	9	2.5	MR93	4.0	MR93ZZ		58	19	67
	9	3.0	603	5.0	603ZZ		58	19	67
	10	4.0	623	4.0	623ZZ	623-2RS	63	22	60
	13	5.0	633	5.0	633ZZ	633-2RS	130	49	45

\* Some types may be available with non-contact seals or PTFE seals. The color of bearing rubber seals may vary.

\*\* Reduce RPM for 2RS types.

## Metric Miniature Series

Chrome steel miniature bearings for radial loads and moderate thrust loads in both directions



CHROME STEEL AISI52100 / GCr15

Dimensions in mm unless otherwise specified

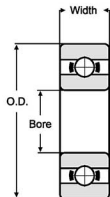
Bore	O.D.	Open Bearing		Shielded & Sealed Bearing			Max Load (kgf)		Rpm ** (x1000)
		Width	CLI Bearing No.	Width	CLI Shielded Bearing No.	CLI Sealed * Bearing No. **	Dyn	Stat	
4	7	2.0	MR74	2.5	MR74ZZ		31	11	67
	8	2.0	MR84	3.0	MR84ZZ	MR84-2RS	39	14	67
	9			3.5	684ZZW35		65	22	55
	9	2.5	684	4.0	684ZZ	684-2RS	65	22	62
	10	3.0	MR104	4.0	MR104ZZ		71	27	54
	11	4.0	694	4.0	694ZZ	694-2RS	95	34	54
	12	4.0	604	4.0	604ZZ	604-2RS	95	34	54
	13	5.0	624	5.0	624ZZ	624-2RS	130	49	50
	16	5.0	634	5.0	634ZZ	634-2RS	134	52	41
5	8	2.0	MR85	2.5	MR85ZZ	MR85-2RS	29	11	63
	9	2.5	MR95	3.0	MR95ZZ	MR95-2RS	42	16	60
	10	3.0	MR105	4.0	MR105ZZ	MR105-2RS	42	16	60
	11			4.0	MR115ZZ	MR115-2RS	71	28	54
	11	3.0	685	5.0	685ZZ	685-2RS	71	28	54
	13	4.0	695	4.0	695ZZ	695-2RS	102	41	48
	13			5.0	695ZZW5		102	41	42
	14	5.0	605	5.0	605ZZ	605-2RS	129	48	48
	16	5.0	625	5.0	625ZZ	625-2RS	168	64	43
	19	6.0	635	6.0	635ZZ	635-2RS	234	90	38

\* Some types may be available with non-contact seals or PTFE seals. The color of bearing rubber seals may vary.

\*\* Reduce RPM for 2RS types.

## Metric Miniature Series

Chrome steel miniature bearings for radial loads and moderate thrust loads in both directions



CHROME STEEL AISI52100 / GCr15

Dimensions in mm unless otherwise specified

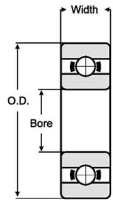
Bore	O.D.	Open Bearing		Shielded & Sealed Bearing			Max Load (kgf)		Rpm ** (x1000)
		Width	CLI Bearing No.	Width	CLI Shielded Bearing No.	CLI Sealed * Bearing No. **	Dyn	Stat	
6	10	2.5	MR106	3.0	MR106ZZ	MR106-2RS	48	20	52
	12	3.0	MR126	4.0	MR126ZZ	MR126-2RS	69	27	49
	13			4.5	686ZZW45	686-2RSW45	102	41	42
	13	3.5	686	5.0	686ZZ	686-2RS	102	41	49
	15	5.0	696	5.0	696ZZ	696-2RS	134	52	45
	16			5.0	696AZZ	696A-2RS	134	52	40
	17	6.0	606	6.0	606ZZ	606-2RS	226	84	45
	19			5.15		626-2RSW515	233	89	32
	19	6.0	626	6.0	626ZZ	626-2RS	233	89	40
	19			8.0	626ZZW8		233	89	32
	22	7.0	636	7.0	636ZZ	636-2RS	333	140	35
7	11	2.5	MR117	3.0	MR117ZZ	MR117-2RS	45	20	50
	13	3.0	MR137	4.0	MR137ZZ	MR137-2RS	54	27	48
	14	4.0	687W4				117	51	50
	14	3.5	687	5.0	687ZZ	687-2RS	117	51	50
	17	5.0	697	5.0	697ZZ	697-2RS	160	71	43
	19	6.0	607	6.0	607ZZ	607-2RS	228	87	43
	22	7.0	627	7.0	627ZZ	627-2RS	328	137	36
	26	9.0	637	9.0	637ZZ	637-2RS	456	198	32

\* Some types may be available with non-contact seals or PTFE seals. The color of bearing rubber seals may vary.

\*\* Reduce RPM for 2RS types.

## Metric Miniature Series

Chrome steel miniature bearings for radial loads and moderate thrust loads in both directions



CHROME STEEL AISI52100 / GCr15

Dimensions in mm unless otherwise specified

Bore	O.D.	Open Bearing		Shielded & Sealed Bearing			Max Load (kgf)		Rpm ** (x1000)
		Width	CLI Bearing No.	Width	CLI Shielded Bearing No.	CLI Sealed * Bearing No. **	Dyn	Stat	
8	12	2.5	MR128	3.5	MR128ZZ	MR128-2RS	54	27	48
	14	3.5	MR148	4.0	MR148ZZ	MR148-2RS	81	38	45
	16			4.0	688ZZW4	688-2RSW4	125	59	36
	16	4.0	688	5.0	688ZZ	688-2RS	125	59	43
	16			6.0	688ZZW6	688-2RSW6	125	59	36
	19	6.0	698	6.0	698ZZ	698-2RS	221	89	43
	22	6.0	608W6				327	136	39
	22	7.0	608	7.0	608ZZ	608-2RS	327	136	39
	22			11.0		608-2RSW11	327	136	23
	24	8.0	628	8.0	628ZZ	628-2RS	330	138	34
	28	9.0	638	9.0	638ZZ	638-2RS	451	197	32
	9	14	3.0	679	4.5	679ZZ		91	47
17		4.0	689	5.0	689ZZ	689-2RS	132	67	43
17				6.0	689ZZW6	689-2RSW6	132	67	36
20		6.0	699	6.0	699ZZ	699-2RS	246	108	40
24		7.0	609	7.0	609ZZ	609-2RS	329	140	38
26		8.0	629	8.0	629ZZ	629-2RS	457	198	34
30		10.0	639	10.0	639ZZ	639-2RS	465	208	30

\* Some types may be available with non-contact seals or PTFE seals. The color of bearing rubber seals may vary.

\*\* Reduce RPM for 2RS types.